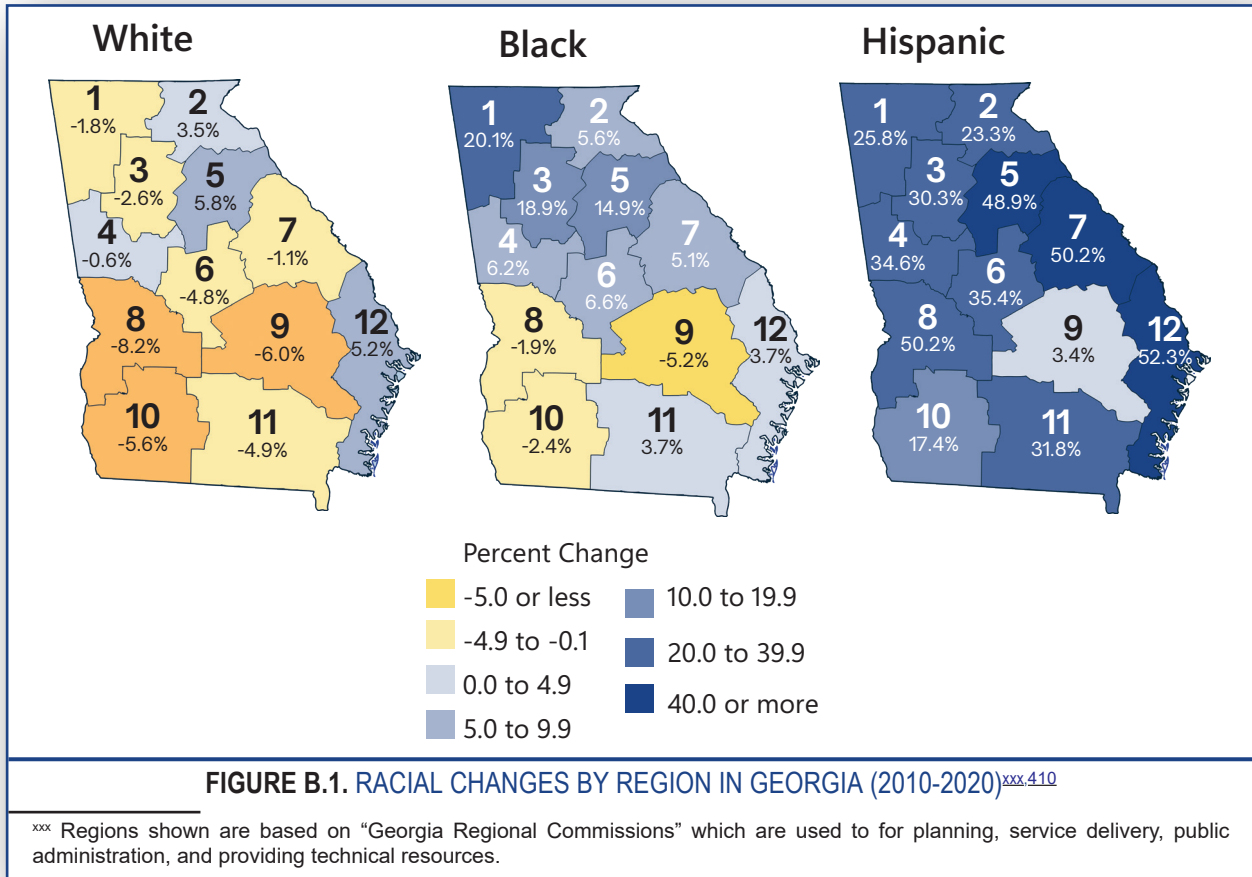


| Appendix B: Additional State Profile Data

State Population

Most of the state’s population growth between 2010 and 2020 was in Metro Atlanta, North, and Coastal Georgia, as well as in regional hubs throughout the state. Many rural counties have seen significant population declines over the past two decades. Racial and ethnic trends show little to no increase in the White population in some areas of the state, an increase in the Black population through the northern part of the state, and a dramatic increase in the Hispanic population throughout most of the state, including in rural areas.⁴⁰⁹ See **Figure B.1.** below.



Labor and Earnings

Over the last decade, labor force participation rates and unemployment rates fell gradually, except for 2021, when the COVID-19 pandemic caused widespread unemployment.⁴¹¹ Georgia’s January 2024 labor participation and unemployment rates are slightly lower than the national rates of 62.5% and 3.7%, respectively.⁴¹² See **Figure B.2.** below.

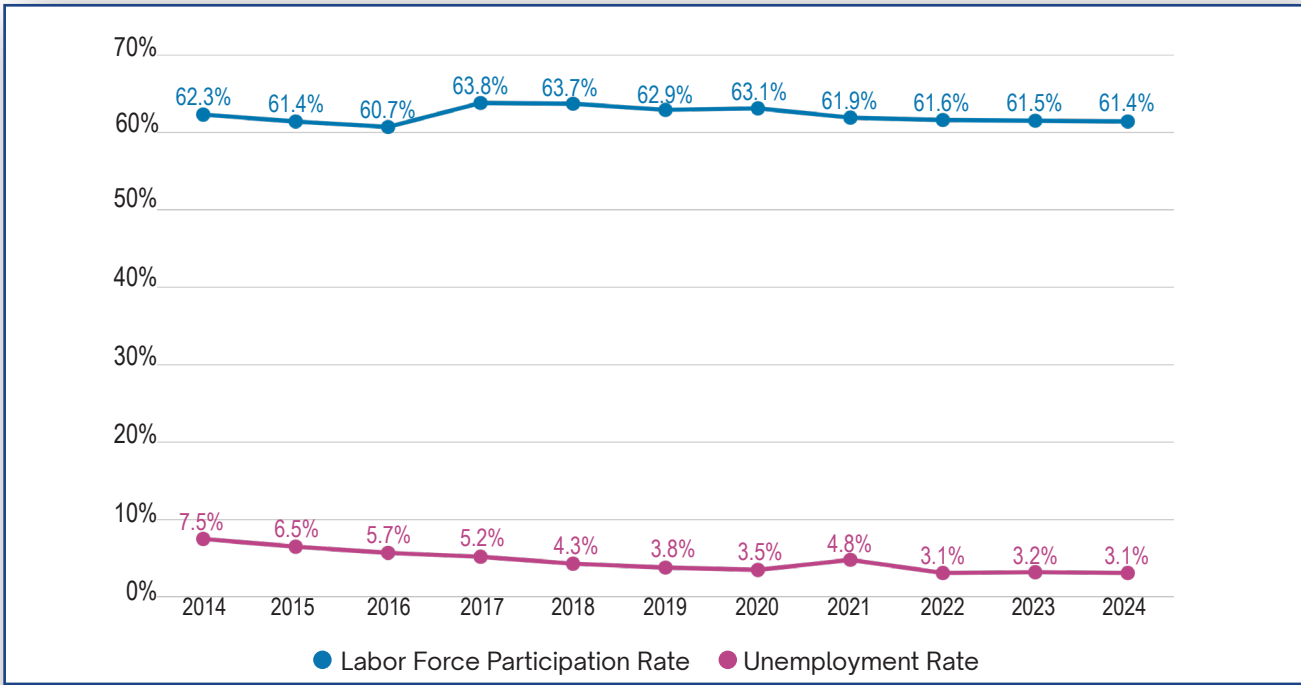


FIGURE B.2. GEORGIA LABOR FORCE PARTICIPATION RATE AND UNEMPLOYMENT RATE (2014-2024)⁴¹³

Black and Hispanic residents have lower average weekly earnings. For every dollar White workers earn, Black and Hispanic workers earn \$0.76 and \$0.70, respectively.^{414,415} See **Table B.1.** to the right.

Race/ Ethnicity	Average Weekly Earnings	Earnings Per Dollars
White	\$1,037.67	\$1.00
Black	\$786.14	\$0.76
Native American	\$1,154.77	\$1.11
Asian/Pacific Islander	\$1,045.10	\$1.01
Hispanic/Latino	\$723.12	\$0.70
Multiracial	\$910.70	\$0.88

TABLE B.1. GEORGIA EARNINGS DISPARITIES (2020)⁴¹⁶

Housing

Home ownership and rental costs in the state have been trending upwards over the past five years, on par with national trends. In Georgia, housing values rose by 60% and gross rent rose 33% between 2019 and 2023, both steeper than the national increases of 41% and 28%, respectively.^{xxxi.417,418} As of 2023, the median value for a home in Georgia was \$323,000, and the median gross rent was \$1,400, which are both below the national averages of \$340,200 and \$1,406, although home ownership and rental costs in metropolitan areas tends to be higher.^{419,420} See **Figure B.3.** below.

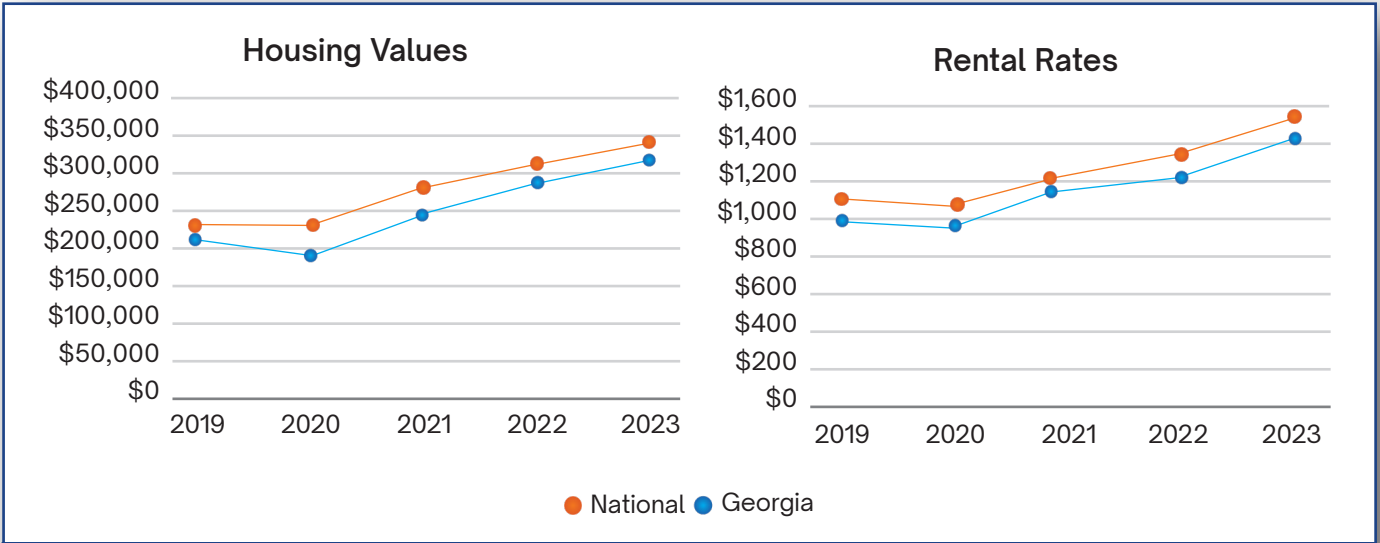


FIGURE B.3. CHANGE IN GEORGIA V. NATIONAL MEDIAN HOUSING VALUE AND TRENDS IN GEORGIA V. NATIONAL MEDIA GROSS RENT (2019-2023)^{421,422}

^{xxxi} 2020 housing value and gross rent based on American Community Survey 5-Year Estimates as that was only data available for that year. All other housing values and gross rent are based on American Community Survey 1-Year Estimates.